


LOUNGE Ivory


cm. 100x100
 inch. 39³/₈x39³/₈

cm. 80x80
 inch. 31¹/₂x31¹/₂

cm. 60x120
 inch. 23⁵/₈x47¹/₄

cm. 60x60
 inch. 23⁵/₈x23⁵/₈

cm. 30x60
 inch. 11¹³/₁₆x23⁵/₈



60x120 - 23⁵/₈x47¹/₄
LNG 85RT Struttura Leaf Ivory

02
1100



60x120 - 23⁵/₈x47¹/₄
LNG 82RT Ivory Rettificato


02
1075



100x100 - 39³/₈x39³/₈
LNG 108R Ivory Rettificato

02
1090

LOUNGE Earth

TECHNICAL	DIN 51130	DIN 51097	BCR	ANSI DCOF	Deep Abrasion Resistance	MOHS	BS 7976	Recommended Use	Resistance to Staining	ANSI A 137.1
N NATURAL	R10	A+B	DRY > 0.40 WET > 0.40	WET ≥ 0.42	< 175 mm ³	≥ 5	> 36	4	5	 v3



60x120 - 23⁵/₈x47¹/₄
LNG 62RT Earth Rettificato

02
1075



100x100 - 39³/₈x39³/₈
LNG 106R Earth Rettificato

02
1090



60x60 - 23⁵/₈x23⁵/₈
LNG 80RT Ivory Rettificato

03
1065



30x30 - 11¹³/₁₆x11¹³/₁₆
LNG 885N Mos. 5x5 Ivory

10
3115



DIN 51130
R10

DIN 51097
A+B



30x60 - 11¹³/₁₆x23⁵/₈
LNG 86RT Ivory Rettificato

07
1035



30x60 - 11¹³/₁₆x23⁵/₈
LNG 889N Muretto Ivory

04
3130



80x80 - 31¹/₂x31¹/₂
LNG 88RT Ivory Rettificato

02
1080



60x60 - 23⁵/₈x23⁵/₈
LNG 60RT Earth Rettificato

03
1065



30x30 - 11¹³/₁₆x11¹³/₁₆
LNG 665N Mos. 5x5 Earth

10
3115




DIN 51130
R10

DIN 51097
A+B



30x60 - 11¹³/₁₆x23⁵/₈
LNG 66RT Earth Rettificato

07
1035



30x60 - 11¹³/₁₆x23⁵/₈
LNG 669N Muretto Earth


04
3130



80x80 - 31¹/₂x31¹/₂
LNG 68RT Earth Rettificato

02
1080

LOUNGE Pearl


cm. 100x100
 inch. 39³/₈x39³/₈

cm. 80x80
 inch. 31¹/₂x31¹/₂

cm. 60x120
 inch. 23⁵/₈x47¹/₄

cm. 60x60
 inch. 23⁵/₈x23⁵/₈

cm. 30x60
 inch. 11¹³/₁₆x23⁵/₈



60x120 - 23⁵/₈x47¹/₄
LNG 15RT Strutturata Leaf Pearl 02
1100




60x120 - 23⁵/₈x47¹/₄
LNG 12RT Pearl Rettificato 02
1075




100x100 - 39³/₈x39³/₈
LNG 101R Pearl Rettificato 02
1090



60x60 - 23⁵/₈x23⁵/₈
LNG 10RT Pearl Rettificato 03
1065



30x30 - 11¹³/₁₆x11¹³/₁₆
LNG 115N Mos. 5x5 Pearl 10
3115



30x30 - 11¹³/₁₆x11¹³/₁₆
LNG 129N Mix Cold Pearl/Steel/Shadow 04
3115



80x80 - 31¹/₂x31¹/₂
LNG 18RT Pearl Rettificato 02
1080




30x60 - 11¹³/₁₆x23⁵/₈
LNG 16RT Pearl Rettificato 07
1035



30x60 - 11¹³/₁₆x23⁵/₈
LNG 119N Muretto Pearl 04
3130

LOUNGE Shadow

TECHNICAL	DIN 51130	DIN 51097	BCR	ANSI DCOF	Deep Abrasion Resistance	MOHS	BS 7976	Recommended Use	Resistance to Staining	ANSI A 137.1
N NATURAL	R10	A+B	DRY > 0.40 WET > 0.40	WET ≥ 0.42	< 175 mm ³	≥ 5	> 36	4	5	 v3



60x120 - 23⁵/₈x47¹/₄
LNG 95RT Strutturata Leaf Shadow 02
1100




60x120 - 23⁵/₈x47¹/₄
LNG 92RT Shadow Rettificato 02
1075




100x100 - 39³/₈x39³/₈
LNG 109R Shadow Rettificato 02
1090



60x60 - 23⁵/₈x23⁵/₈
LNG 90RT Shadow Rettificato 03
1065




30x30 - 11¹³/₁₆x11¹³/₁₆
LNG 995N Mos. 5x5 Shadow 10
3115



30x30 - 11¹³/₁₆x11¹³/₁₆
LNG 129N Mix Cold Pearl/Steel/Shadow 04
3115



30x60 - 11¹³/₁₆x23⁵/₈
LNG 96RT Shadow Rettificato 07
1035




30x60 - 11¹³/₁₆x23⁵/₈
LNG 999N Muretto Shadow 04
3130



80x80 - 31¹/₂x31¹/₂
LNG 98RT Shadow Rettificato 02
1080

LOUNGE Steel


cm. 100x100
 inch. 39³/₈x39³/₈

cm. 80x80
 inch. 31¹/₂x31¹/₂

cm. 60x120
 inch. 23⁵/₈x47¹/₄

cm. 60x60
 inch. 23⁵/₈x23⁵/₈

cm. 30x60
 inch. 11¹³/₁₆x23⁵/₈



60x120 - 23⁵/₈x47¹/₄
LNG 22RT Steel Rettificato

02
1075



100x100 - 39³/₈x39³/₈
LNG 102R Steel Rettificato

02
1090




60x60 - 23⁵/₈x23⁵/₈
LNG 20RT Steel Rettificato

03
1065



30x30 - 11¹³/₁₆x11¹³/₁₆
LNG 225N Mos. 5x5 Steel

10
3115



30x30 - 11¹³/₁₆x11¹³/₁₆
LNG 129N Mix Cold
Pearl/Steel/Shadow

04
3115



30x60 - 11¹³/₁₆x23⁵/₈
LNG 26RT Steel Rettificato

07
1035



30x60 - 11¹³/₁₆x23⁵/₈
LNG 229N Muretto Steel


04
3130



80x80 - 31¹/₂x31¹/₂
LNG 28RT Steel Rettificato

02
1080

LOUNGE Cementine/Déco

TECHNICAL	DIN 51130	DIN 51097	BCR	ANSI DCOF	Deep Abrasion Resistance	MOHS	BS 7976	Recommended Use	Resistance to Staining	ANSI A 137.1
N NATURAL	R10	A+B	DRY > 0.40 WET > 0.40	WET ≥ 0.42	< 175 mm ³	≥ 5	> 36	4	5	 v3



20x20 - 7⁷/₈x7⁷/₈
DEC 360K Déco Ocean


27
1105



20x20 - 7⁷/₈x7⁷/₈
LNG 100K Cementine Geo

27
1105


LOUNGE 20 MM


cm. 60x120
 inch. 23⁵/₈x47¹/₄





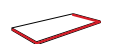

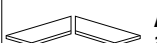



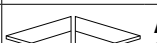



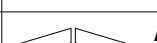

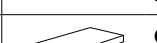

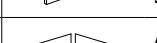

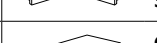

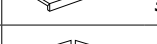

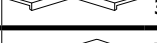

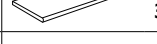

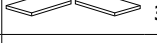



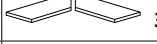

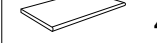

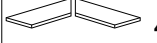







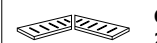



cm. 100x100
 inch. 39³/₈x39³/₈

cm. 80x80
 inch. 31¹/₂x31¹/₂



TECHNICAL		DIN 51130	DIN 51097	BCR	ANSI DCOF	Deep Abrasion Resistance	MOHS	Recommended Use	Resistance to Staining	ANSI A 137.1
OUT WALK	20 MM	R11	A+B+C	DRY > 0.40 WET > 0.40	WET ≥ 0.42	< 130 mm ³	≥ 8	5	5	 v3

*** PEZZI SPECIALI 20MM FINITURE STANDARD**
 Special coordinated pieces ON DEMAND /
 Pièces spéciales coordonnées SUR DEMANDE /
 Zusammenstellbare Formteile AUF ANFRAGE

CODICE	DESCRIZIONE	FP
LNG M121	 Gradino Monografico 1 33x120	 680
LNG M122	 Gradino Monografico DX/SX 33x120	 681
LNG M123	 Gradino Monografico 3 33x120	 682
LNG A12	 Angolo Monografico SX/DX 33x120	 683
LNG L1217	 Gradino L17 30x120x17	 681
LNG LA27	 Angolo L17 SX/DX 30x120x17	 682
LNG L1265	 Gradino Elle 30x120x6,5	 676
LNG LA12	 Angolo Elle SX/DX 30x120x6,5	 678
LNG L1065	 Gradino Elle 30x100x6,5	 674
LNG LA10	 Angolo Elle SX/DX 30x100x6,5	 676
LNG L8065	 Gradino Elle 30x80x6,5	 664
LNG LA80	 Angolo Elle SX/DX 30x80x6,5	 676
LNG T120	 Toro Gradino 30x120	 656
LNG TA12	 Toro Angolo SX/DX 30x120	 665
LNG T102	 Toro Gradino 32x100	 650
LNG TA10	 Toro Angolo SX/DX 32x100	 664
LNG T804	 Toro Gradino 40x80	 640
TRM TA80	 Toro Angolo SX/DX 40x80	 654
LNG G260	 Griglia 20x60	 590
LNG G250	 Griglia 20x50	 590
LNG G280	 Griglia 20x80	 610
LNG GA260	 Griglia Angolo SX/DX 20x60	 610
LNG GA250	 Griglia Angolo SX/DX 20x50	 610
LNG GA280	 Griglia Angolo SX/DX 20x80	 625

COLOR	60x120 23 ⁵ / ₈ x47 ¹ / ₄	100x100 39 ³ / ₈ x39 ³ / ₈	80x80 31 ¹ / ₂ x31 ¹ / ₂	STONECREEK 110 60x60 23 ⁵ / ₈ x23 ⁵ / ₈
Pearl	01 1115	01 1125	01 1100	02 1110
Steel	LNG 162R	LNG 121R	LNG 17RT	LNG 110R
Shadow	LNG 262R	LNG 122R	LNG 27RT	LNG 120R
Earth	LNG 962R	LNG 129R	LNG 97RT	LNG 190R
	LNG 662R	-	-	LNG 160R

* ⑥ SETTIMANE DI CONSEGNA / DELIVERY WEEKS / WOCHEN LIEFERZEIT / SEMAINES DE LIVRAISON