



# Artwood

Artwood offers architects and interior designers the utmost creative freedom, providing modules and installation layouts in line with the very latest architectural trends.

Artwood offre ad architetti e progettisti la massima libertà creativa, con la disponibilità di moduli e schemi di posa in linea con le più avanzate tendenze architettoniche.

Artwood offre aux architectes et aux concepteurs une liberté de création maximum, grâce à la disponibilité de modules et de schémas de pose en ligne avec les tendances architecturales les plus avancées.

Artwood ermöglicht Architekten und Planern größte Gestaltungsfreiheit und bietet ihnen Module und Verlegemuster, die mit den neuesten Architekturtrends im Einklang stehen

**Full body colour / Gres a impasto colorato  
Rectified / Rettificato**

UGL - EN 14411 - ISO 13006



PRODUCT TECHNOLOGIES:



THICKNESS AND SURFACES:



9 MM



9 MM ANTI SLIP



20 MM

NOVABELL ADVANCED SURFACES

**R 10 A+B  
SOFT TOUCH**  
TECHNICAL  
PERFORMANCE FOR  
TACTILE SURFACES.

PRESTAZIONI TECNICHE  
PER SUPERFICI TATTILI.

PERFORMANCES TECHNIQUES  
POUR SURFACES TACTILES.

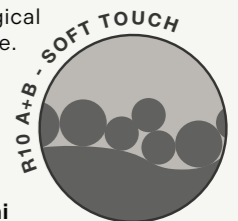
TECHNISCHE LEISTUNG  
FÜR TAKTILE OBERFLÄCHEN.

Soft Touch technology is the result of an integrated technological process that accompanies the entire NovaBell production cycle. A solution designed to ensure **high slip resistance combined with a surface that is soft to the touch**, pleasant to experience and easy to maintain.

La tecnologia Soft Touch è il risultato di un percorso tecnologico integrato che accompagna l'intero ciclo produttivo NovaBell. Una soluzione progettata per garantire **elevate prestazioni antiscivolo unite a una superficie morbida al tatto**, piacevole da vivere e semplice da mantenere.

La technologie Soft Touch est le résultat d'un parcours technologique intégré qui accompagne l'ensemble du cycle de production NovaBell. Une solution conçue pour garantir de **hautes performances antidérapantes associées à une surface douce au toucher**, agréable à vivre et facile à entretenir.

Die Soft-Touch-Technologie ist das Ergebnis eines integrierten technologischen Prozesses, der den gesamten Produktionszyklus von NovaBell begleitet. Eine Lösung, die **hohe Rutschhemmung mit einer angenehm weichen Oberfläche** verbindet, komfortabel im Gebrauch und pflegeleicht.



# Artwood

Finishes: **N** Naturale - **A** Antislip - **O** OutWalk  
 Thickness: 9,5 - 9 - 20 MM



**Maple** 9,5 MM - 9 MM



**Honey** 9,5 MM - 9 MM - 20 MM



**Malt** 9,5 MM - 9 MM - 20 MM



**Clay** 9,5 MM - 9 MM - 20 MM



**Cherry** 9,5 MM - 9 MM - 20 MM



**Wengè** 9 MM

## Sizes

Full body colour / Gres a impasto colorato  
 Rectified / Rettificato  
 UGL - EN 14411 - ISO 13006

### 9,5 - 9 MM THICKNESS:

	9,5 MM		9 MM		Finishes: <b>N</b> Naturale - <b>A</b> Antislip			
	26x160 10¼"x63" rettificato		30x120 12"x48" rettificato		20x120 8"x48" rettificato			
	Naturale		Naturale		Naturale		Antislip	
	03	1110	03	1095	04	1095	04	1100
<b>Maple</b>	AWD 86RT		AWD 83RT		AWD 81RT		-	
<b>Honey</b>	AWD 46RT		AWD 43RT		AWD 41RT		AWD 47AS	
<b>Malt</b>	AWD 36RT		AWD 33RT		AWD 31RT		AWD 37AS	
<b>Clay</b>	AWD 26RT		AWD 23RT		AWD 21RT		AWD 27AS	
<b>Cherry</b>	AWD 56RT		AWD 53RT		AWD 51RT		-	
<b>Wengè</b>	-		AWD 63RT		AWD 61RT		-	

### 20 MM THICKNESS:

	20 MM						OutWalk	
	30x180 12"x71" rettificato		40x120 16"x48" rettificato		30x120 12"x48" rettificato			
	01	1140	02	1125	02	1130		
<b>Honey</b>	AWD 418R		AWD 42RT*		AWD 430R			
<b>Malt</b>	AWD 318R		AWD 32RT*		-			
<b>Clay</b>	-		-		AWD 230R			
<b>Cherry</b>	-		-		AWD 530R			

#### INFO:

CATALOGUE:



CERTIFICATIONS:



PRODUCT TECHNOLOGIES:




# Mosaic & decors

## Maple



30x60 - 12"x24"  
AWD 886K Muretto Maple 04 3130




30x30 - 12"x12"  
AWD 885K Mos. 5x5 Maple 10 3115



30x40 - 12"x16"  
AWD 106K Bacchette Multicolor 04 3115

## Honey



30x60 - 12"x24"  
AWD 446K Muretto Honey 04 3130



30x30 - 12"x12"  
AWD 445K Mos. 5x5 Honey 10 3115




30x40 - 12"x16"  
AWD 160K Muretto Multicolor 04 3130

## Malt



30x60 - 12"x24"  
AWD 336K Muretto Malt 04 3130




30x30 - 12"x12"  
AWD 335K Mos. 5x5 Malt 10 3115

## Clay



30x60 - 12"x24"  
AWD 226K Muretto Clay 04 3130




30x30 - 12"x12"  
AWD 225K Mos. 5x5 Clay 10 3115

## Cherry



30x60 - 12"x24"  
AWD 556K Muretto Cherry 04 3130



30x30 - 12"x12"  
AWD 555K Mos. 5x5 Cherry 10 3115

## Wengè



30x60 - 12"x24"  
AWD 666K Muretto Wengè 04 3130



30x30 - 12"x12"  
AWD 665K Mos. 5x5 Wengè 10 3115

Finishes: **N** Naturale  
Thickness: 9 MM



# Technical features

Special pieces / Pezzi speciali / Pièces spéciales / Passende sonder formteile

Thickness 9 MM	Gradino Elle Rett. 30x120x4 ** 12"x48"x1 <sup>9</sup> / <sub>16</sub> "		Angolo DX Rett. 30x120x4 ** 12"x48"x1 <sup>9</sup> / <sub>16</sub> "		Angolo SX Rett. 30x120x4 ** 12"x48"x1 <sup>9</sup> / <sub>16</sub> "		Battiscopa 7x120 2 <sup>3</sup> / <sub>4</sub> "x48"	
	Naturale	670	Naturale	676	Naturale	676	Naturale	290
Maple	AWD G81K		AWD G82K		AWD G83K		AWD B82K	
Honey	AWD G41K		AWD G42K		AWD G43K		AWD B42K	
Malt	AWD G31K		AWD G32K		AWD G33K		AWD B32K	
Clay	AWD G21K		AWD G22K		AWD G23K		AWD B22K	
Cherry	AWD G51K		AWD G52K		AWD G53K		AWD B52K	
Wengè	AWD G61K		AWD G62K		AWD G63K		AWD B62K	

\*\* 6 delivery weeks / 6 settimane di consegna / 6 wochen lieferzeit / 6 semaines de livraison

Suggested grouts / Stucchi suggeriti / Joints suggérés / Empfohlene Fugenmörtel

	Kerakoll Grouts	Mapei Grouts	Laticrete Grouts
Maple	KK 109	137	39
Honey	KK 151	132	61
Malt	KK 152	188	30
Clay	KK 92	134	57
Cherry	KK 155	135	58
Wengè	KK 157	144	43

Packaging and weights / Imballi e pesi / Emballages et poids / Verpackungen und gewichte

	pcs/box	m <sup>2</sup> /box	kg/box	box/pallet	m <sup>2</sup> /pallet	kg/pallet
<b>Thickness 9,5 MM</b>						
26x160	3	1,248	27,0 - MAX WEIGHT	28	34,944	756
<b>Thickness 9 MM</b>						
30x120	3	1,080	20,2	50	54,000	1012
20x120	4	0,960	18,4	60	57,600	1104
<b>OutWalk 20<sup>20</sup> - Thickness 20 MM</b>						
30x180	1	0,540	23,8	42	22,680	1000
40x120	2	0,960	41,6 - MAX WEIGHT	24	23,040	998
30x120	2	0,720	30,6 - MAX WEIGHT	36	25,920	1102

Technical features / Dati tecnici / Caracteristiques techniques / Technische eigenschappen

UGL - EN 14411 - ISO 13006

SURFACE	DIN EN 16165 annex B	DIN EN 16165 annex A	BCR	ANSI DCOF	Deep Abrasion Resistance	MOHS	Recommended Use	Resistance to Staining	ANSI A 137.1
Naturale	R10	A+B	DRY > 0.40 WET > 0.40	WET ≥ 0.42	<175 mm <sup>3</sup>	≥ 5	4	5	
Antislip	R11	A+B+C	DRY > 0.40 WET > 0.40	WET ≥ 0.42	<175 mm <sup>3</sup>	≥ 7	5	5	V3
20 MM	R11	A+B+C	DRY > 0.40 WET > 0.40	WET ≥ 0.42	<130 mm <sup>3</sup>	≥ 8	5	5	



9 - 20 MM

Use the QR CODE to download data sheets  
Utilizzare il QR CODE per scaricare le schede tecniche  
Veuillez utiliser le QR CODE pour télécharger les fiches techniques  
QR CODE benutzen um die technische datenblätter runter zu laden



Special trims 20 MM  
Info pag.320



Special trims  
20 MM