



Glow

A surface that combines visual beauty with a fine, delicately uneven texture: Glow's minimalist aesthetic offers a wide range of natural shades, designed to accompany the more eye-catching looks.

Una superficie che combina suggestioni accomunate da una matericità fine e delicatamente mossa: Glow propone un'estetica minimalista che punta sull'ampia gamma di cromatismi naturali, progettati per accompagnare i look più decisi.

Une surface qui conjugue des suggestions unies par une matérialité fine et délicatement animée : Glow offre une esthétique minimaliste qui mise sur une vaste gamme de couleurs naturelles, conçues pour accompagner les looks les plus affirmés.

Eine Oberfläche mit Lösungen, welche sich durch ihre feine, dezent lebendige Materialbetontheit auszeichnen: Glow bietet eine minimalistische Anmutung, die die breite Palette an Naturfarben nutzt. Sie wurde ergänzend zu ausdrucksstärkeren Looks entwickelt.

DESIGN LOOK

**Full body colour / Gres a impasto colorato
Rectified / Rettificato**

UGL - EN 14411 - ISO 13006



PRODUCT TECHNOLOGIES:



THICKNESS AND SURFACES:



NOVABELL ADVANCED SURFACES


**ULTRA
MATT SURFACE**
SOFT TO THE TOUCH,
MATTE TO THE LIGHT.

A deep, controlled opacity enhances colour and material, the result of **NovaBell's ongoing research into glazes and production processes**. The surface, **soft to the touch**, combines sensory comfort with **high anti-slip performance**, achieving an ideal balance between aesthetics and functionality.

Un'opacità profonda e controllata valorizza il colore e la materia, risultato della continua **ricerca NovaBell su smalti e processi produttivi**. La superficie, **morbida al tatto**, unisce comfort sensoriale ed **elevate prestazioni antiscivolo**, offrendo un equilibrio ideale tra estetica e funzionalità.

Une opacité profonde et maîtrisée met en valeur la couleur et la matière, fruit de la **recherche continue de NovaBell sur les émaux et les procédés de production**. La surface, **douce au toucher**, associe confort sensoriel et **hautes performances antidérapantes**, offrant un équilibre idéal entre esthétique et fonctionnalité.

Eine tiefe, kontrollierte Mattheit hebt Farbe und Material hervor – Ergebnis der kontinuierlichen **Forschung von NovaBell an Glasuren und Produktionsprozessen**. Die Oberfläche, **angenehm weich im Griff**, vereint sensorischen Komfort mit **hoher Rutschhemmung** und schafft ein ideales Gleichgewicht zwischen Ästhetik und Funktionalität.







Wall: Charcoal 60x120 | Cloudy 60x120 | NORDIC WOOD Bacchette Blonde 120x278
Floor: Cloudy 120x120



Wall: Silk 120x278 | Tan 60x120
Floor: Smoke 120x120

Glow

Finishes: **N** Naturale - **A** Antislip - **O** OutWalk
 Thickness: 6 - 9 - 20 MM



Moss 6 MM - 9 MM



Cloudy 9 MM - 20 MM



Shark 6 MM - 9 MM - 20 MM



Smoke 9 MM - 20 MM



Charcoal 9 MM



Silk 6 MM - 9 MM




Powder 6 MM - 9 MM



Sand 6 MM - 9 MM - 20 MM



Tan 9 MM



Cider 9 MM

Sizes

Full body colour / Gres a impasto colorato
 Rectified / Rettificato

UGL - EN 14411 - ISO 13006

6 - 9 MM THICKNESS:

	6 MM		9 MM		Finishes: N Naturale - A Antislip											
	120x278 48"x109½" rettificato		120x120 48"x48" rettificato		60x120 24"x48" rettificato		100x100 39"x39" rettificato		60x60 24"x24" rettificato		30x60 12"x24" rettificato					
	Naturale		Naturale		Antislip		Naturale		Antislip		Naturale		Naturale			
	01	1140	02	1110	02	1110	02	1075	02	1075	02	1090	03	1065	07	1040
Moss	GLW LA17		-		-		GLW 72RT		-		-		GLW 70RT		GLW 76RT	
Cloudy	-		GLW 180R		-		GLW 02RT		-		GLW 100R		GLW 00RT		GLW 06RT	
Shark	GLW LA11		GLW 181R*		GLW 181AS		GLW 12RT*		GLW 12AS		GLW 101R		GLW 10RT*		GLW 16RT*	
Smoke	-		GLW 182R*		-		GLW 22RT*		GLW 22AS		GLW 102R		GLW 20RT*		GLW 26RT*	
Charcoal	-		-		-		GLW 32RT*		-		-		GLW 30RT*		GLW 36RT*	
Silk	GLW LA18		GLW 188R*		GLW 188AS		GLW 82RT*		GLW 82AS		GLW 108R		GLW 80RT*		GLW 86RT*	
Powder	GLW LA16		GLW 186R*		-		GLW 62RT*		-		-		GLW 60RT*		GLW 66RT*	
Sand	GLW LA14		GLW 184R*		GLW 184AS		GLW 42RT*		GLW 42AS		GLW 104R		GLW 40RT*		GLW 46RT*	
Tan	-		GLW 189R*		-		GLW 92RT*		-		-		GLW 90RT*		GLW 96RT*	
Cider	-		GLW 185R		-		GLW 52RT		-		-		GLW 50RT		GLW 56RT	

20 MM THICKNESS:

	Thickness: 20 MM								OutWalk	
	120x120 48"x48" rettificato		60x120 24"x48" rettificato		100x100 39"x39" rettificato		60x60 24"x24" rettificato			
	01	1140	01	1125	01	1135	02	1115		
Cloudy	GLW 012R		GLW 062R**		GLW 120R		GLW 060R**			
Shark	GLW 112R		GLW 162R**		GLW 121R		GLW 160R**			
Smoke	GLW 212R		GLW 262R**		GLW 122R		GLW 260R**			
Sand	GLW 412R		GLW 462R**		GLW 124R		GLW 460R**			

INFO:

CATALOGUE:



CERTIFICATIONS:



PRODUCT TECHNOLOGIES:



3D Wall


Finishes: **N** Naturale
Thickness: 9 MM

Struttura 3D Row Moss



60x120 - 24"x48"
GLW 75RT Struttura 3D Row Moss 02 1085

Struttura 3D Row Charcoal



60x120 - 24"x48"
GLW 35RT Struttura 3D Row Charcoal 02 1085

Struttura 3D Row Silk




60x120 - 24"x48"
GLW 85RT Struttura 3D Row Silk 02 1085

Struttura 3D Row Powder




60x120 - 24"x48"
GLW 65RT Struttura 3D Row Powder 02 1085

Struttura 3D Row Sand



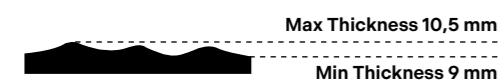
60x120 - 24"x48"
GLW 45RT Struttura 3D Row Sand 02 1085

Struttura 3D Row Cider



60x120 - 24"x48"
GLW 55RT Struttura 3D Row Cider 02 1085

3D wall




Thickness: 9 MM			
Naturale		Naturale	
	02 1085		02 1085
Moss	GLW 75RT	Powder	GLW 65RT
Charcoal	GLW 35RT	Sand	GLW 45RT
Silk	GLW 85RT	Cider	GLW 55RT

Mosaic & decors

Finishes: **N** Naturale
Thickness: 9 MM




Moss




30x30 - 12"x12"
GLW 775N Mos. 5x5 Moss 10 3115

Cloudy




30x30 - 12"x12"
GLW 005N Mos. 5x5 Cloudy 10 3115

Shark




30x30 - 12"x12"
GLW 115N Mos. 5x5 Shark 10 3115

Smoke




30x30 - 12"x12"
GLW 225N Mos. 5x5 Smoke 10 3115

Charcoal




30x30 - 12"x12"
GLW 335N Mos. 5x5 Charcoal 10 3115

Silk




30x30 - 12"x12"
GLW 885N Mos. 5x5 Silk 10 3115

Powder




30x30 - 12"x12"
GLW 665N Mos. 5x5 Powder 10 3115

Sand




30x30 - 12"x12"
GLW 445N Mos. 5x5 Sand 10 3115

Tan



30x30 - 12"x12"
GLW 995N Mos. 5x5 Tan 10 3115

Cider



30x30 - 12"x12"
GLW 555N Mos. 5x5 Cider 10 3115

3D Wall



Technical features

Special pieces / Pezzi speciali / Pièces spéciales / Passende sonder formteile

Thickness 9 MM	Naturale		Naturale		Naturale		Naturale	
	01	670	01	676	01	676	15	230
Moss	GLW G71K		GLW G72K		GLW G75K		GLW B70K	
Cloudy	GLW G01K		GLW G02K		GLW G05K		GLW B00K	
Shark	GLW G11K		GLW G12K		GLW G15K		GLW B10K	
Smoke	GLW G21K		GLW G22K		GLW G25K		GLW B20K	
Charcoal	GLW G31K		GLW G32K		GLW G35K		GLW B30K	
Silk	GLW G81K		GLW G82K		GLW G85K		GLW B80K	
Powder	GLW G61K		GLW G62K		GLW G65K		GLW B60K	
Sand	GLW G41K		GLW G42K		GLW G45K		GLW B40K	
Tan	GLW G91K		GLW G92K		GLW G95K		GLW B90K	
Cider	GLW G51K		GLW G52K		GLW G55K		GLW B50K	

** 6 delivery weeks / 6 settimane di consegna / 6 wochen lieferzeit / 6 semaines de livraison



Special trims 20 MM
Info pag.320



Special trims
20 MM

Suggested grouts / Stucchi suggeriti / Joints suggérés / Empfohlene Fugenmörtel

	Kerakoll Grouts	Mapei Grouts	Laticrete Grouts
Moss	KK 47	177	33
Cloudy	KK 66	111	89
Shark	KK 6	110	78
Smoke	KK 69	112	60
Charcoal	KK 6 + KK 8	127	42
Silk	KK 79	132 + 130	90
Powder	KK 110	132	38
Sand	KK 109	132 + 130	39 + 90
Tan	KK 107 + KK 109	138	81
Cider	KK 153	138 + 188	92 + 52

Technical features

Packaging and weights / Imballi e pesi / Emballages et poids / Verpackungen und gewichte

	pcs/box	m ² /box	kg/box	box/pallet	m ² /pallet	kg/pallet
Thickness 6 MM						
120x278*	1	3,336	47,0 - MAX WEIGHT	18	60,048	846
Thickness 9 MM						
120x120	2	2,880	56,0 - MAX WEIGHT	16	46,080	896
100x100	2	2,000	40,9 - MAX WEIGHT	20	40,000	818
60x120	2	1,440	27,3 - MAX WEIGHT	35	50,400	956
60x60	3	1,080	20,0	48	51,840	960
30x60	7	1,260	23,6	40	50,400	944
OutWalk²⁰ MM - Thickness 20 MM						
120x120	1	1,440	62,0 - MAX WEIGHT	16	23,040	992
100x100	1	1,000	43,0 - MAX WEIGHT	21	21,000	903
60x120	1	0,720	31,4 - MAX WEIGHT	35	25,200	1099
60x60	2	0,720	31,0 - MAX WEIGHT	32	23,040	992

*Crate/Cassa info pag. 326

Technical features / Dati tecnici / Caracteristiques techniques / Technische eigenschaften

UGL - EN 14411 - ISO 13006

SURFACE	DIN EN 16165 annex B	DIN EN 16165 annex A	BS EN 16165 annex C	BCR	ANSI DCOF	Deep Abrasion Resistance	MOHS	Recommended Use	Resistance to Staining	ANSI A 137.1
Naturale 6 MM	R10	A+B	-	DRY > 0.40 WET > 0.40	WET ≥ 0.42	<175 mm ³	≥ 5	4	5	
Naturale 9 MM	R10	A+B	>36 wet slider 4S	DRY > 0.40 WET > 0.40	WET ≥ 0.42	<175 mm ³	≥ 5	4	5	
Antislip	R11	A+B+C	>36 wet slider 4S	DRY > 0.40 WET > 0.40	WET ≥ 0.42	<175 mm ³	≥ 7	5	5	V2
20 MM	R11	A+B+C	>36 wet slider 4S	DRY > 0.40 WET > 0.40	WET ≥ 0.42	<130 mm ³	≥ 8	5	5	



6 - 9 - 20 MM

Use the QR CODE to download data sheets
Utilizzare il QR CODE per scaricare le schede tecniche
Veuillez utiliser le QR CODE pour télécharger les fiches techniques
QR CODE benutzen um die technische datenblätter runter zu laden