



# Norgestone

In-depth research into the amazing stones from Northern Europe gives us Norgestone, the NovaBell porcelain stoneware that offers contemporary architecture a collection of simple, tasteful yet high-impact surfaces.

Attraverso la profonda ricerca di straordinarie pietre provenienti dal Nord Europa nasce Norgestone, il gres porcellanato NovaBell che consegna all'architettura contemporanea un intenso progetto di superfici essenziali ed equilibrate.

C'est d'une minutieuse recherche parmi les pierres extraordinaires de l'Europe du Nord que provient Norgestone, le grès cérame NovaBell qui offre à l'architecture contemporaine un grand projet de surfaces essentielles et harmonieuses.

Eindrucksvolle Natursteinarten aus dem nordeuropäischen Raum sind der Ausgangspunkt für die Entwicklung von Norgestone, einem umfangreichen Feinsteinzeug-Projekt aus dem Hause NovaBell mit sachlich-harmonischen Oberflächen für die moderne Architektur.

STONE LOOK

**Full body colour / Gres a impasto colorato  
Rectified / Rettificato**

UGL - EN 14411 - ISO 13006



PRODUCT TECHNOLOGIES:



THICKNESS AND SURFACES:



NOVABELL ADVANCED SURFACES

## R 10 A+B SOFT TOUCH TECHNICAL PERFORMANCE FOR TACTILE SURFACES.

PRESTAZIONI TECNICHE  
PER SUPERFICI TATTILI.

PERFORMANCES TECHNIQUES  
POUR SURFACES TACTILES.

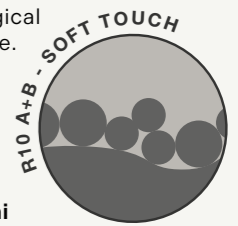
TECHNISCHE LEISTUNG  
FÜR TAKTILE OBERFLÄCHEN.

Soft Touch technology is the result of an integrated technological process that accompanies the entire NovaBell production cycle. A solution designed to ensure **high slip resistance combined with a surface that is soft to the touch**, pleasant to experience and easy to maintain.

La tecnologia Soft Touch è il risultato di un percorso tecnologico integrato che accompagna l'intero ciclo produttivo NovaBell. Una soluzione progettata per garantire **elevate prestazioni antiscivolo unite a una superficie morbida al tatto**, piacevole da vivere e semplice da mantenere.

La technologie Soft Touch est le résultat d'un parcours technologique intégré qui accompagne l'ensemble du cycle de production NovaBell. Une solution conçue pour garantir de **hautes performances antidérapantes associées à une surface douce au toucher**, agréable à vivre et facile à entretenir.

Die Soft-Touch-Technologie ist das Ergebnis eines integrierten technologischen Prozesses, der den gesamten Produktionszyklus von NovaBell begleitet. Eine Lösung, die **hohe Rutschhemmung mit einer angenehm weichen Oberfläche** verbindet, komfortabel im Gebrauch und pflegeleicht.





# Norgestone

N Naturale - O OutWalk  
Thickness: 9 - 20 - 30 MM



Ivory

9 MM



Taupe

9 MM - 20 MM



Light Grey

9 MM - 20 MM



Dark Grey

9 MM - 20 MM - 30MM



Slate

9 MM - 20 MM

## Sizes

Full body colour / Gres a impasto colorato  
Rectified / Rettificato

UGL - EN 14411 - ISO 13006

### 9 MM THICKNESS:

Thickness: 9 MM		Finishes: N Naturale	
	60x120 24"x48" rettificato	30x120 12"x48" rettificato	60x60 24"x24" rettificato
	Naturale	Naturale	Naturale
	02 □ 1075	03 □ 1080	07 □ 1035
Ivory	NST 82RT	NST 83RT	NST 80RT
Taupe	NST 42RT	NST 43RT	NST 40RT
Light Grey	NST 12RT	NST 13RT	NST 10RT
Dark Grey	NST 22RT	NST 23RT	NST 20RT
Slate	NST 92RT	NST 93RT	NST 90RT

### 20 - 30 MM THICKNESS:

Thickness: 20 MM		O OutWalk	
	60x180 24"x71" rettificato	60x120 24"x48" rettificato	60x60 24"x24" rettificato
	01 □ 1130	01 □ 1125	02 □ 1110
Taupe	-	NST 49RT	Y50460
Light Grey	NST 118R	NST 19RT	Y50160
Dark Grey	NST 218R	NST 29RT	Y50260
Slate	-	NST 99RT	Y50960
Thickness: 30 MM			02 □ 1130
Dark Grey			NST 260R

#### INFO:

CATALOGUE:



CERTIFICATIONS:



PRODUCT TECHNOLOGIES:



# 3D Wall

Finishes: **N** Naturale  
Thickness: 9 MM

## Struttura Cesello Ivory



60x120 - 24"x48"  
NST 81RT Struttura Cesello Ivory 02 1085

## Struttura Cesello Taupe



60x120 - 24"x48"  
NST 41RT Struttura Cesello Taupe 02 1085

## Struttura Cesello Light Grey



60x120 - 24"x48"  
NST 11RT Struttura Cesello Light Grey 02 1085

## Struttura Cesello Dark Grey



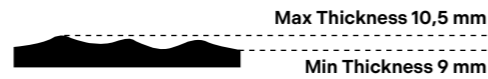
60x120 - 24"x48"  
NST 21RT Struttura Cesello Dark Grey 02 1085

## Struttura Cesello Slate



60x120 - 24"x48"  
NST 91RT Struttura Cesello Slate 02 1085

## 3D wall



Thickness:		9 MM					
		60x120 24"x48" rettificato	30x120 12"x48" rettificato	30x60 12"x24" rettificato			
		Naturale	Naturale	Naturale			
		02  1085	03  1085	07  1045			
	Ivory	NST 81RT	NST 811R	NST 861R			
	Taupe	NST 41RT	NST 411R	NST 461R			
	Light Grey	NST 11RT	NST 111R	NST 161R			
	Dark Grey	NST 21RT	NST 211R	NST 261R			
	Slate	NST 91RT	NST 911R	NST 961R			

# Mosaic & decors

Finishes: **N** Naturale  
Thickness: 9 MM




## Ivory



30x60 - 12"x24"  
NST 887N Muretto Ivory 04 3130



30x60 - 12"x24"  
NST 886N Muretto Mix Ivory 04 3130




30x30 - 12"x12"  
NST 885N Mos. 5x5 Ivory 10 3115

## Taupe



30x60 - 12"x24"  
NST 447N Muretto Taupe 04 3130




30x60 - 12"x24"  
NST 446N Muretto Mix Taupe 04 3130




30x30 - 12"x12"  
NST 445N Mos. 5x5 Taupe 10 3115


## Light Grey



30x60 - 12"x24"  
NST 117N Muretto Light Grey 04 3130




30x60 - 12"x24"  
NST 116N Muretto Mix Light Grey 04 3130




30x30 - 12"x12"  
NST 115N Mos. 5x5 Light Grey 10 3115


## Dark Grey



30x60 - 12"x24"  
NST 227N Muretto Dark Grey 04 3130



30x60 - 12"x24"  
NST 226N Muretto Mix Dark Grey 04 3130




30x30 - 12"x12"  
NST 225N Mos. 5x5 Dark Grey 10 3115


## Slate



30x60 - 12"x24"  
NST 997N Muretto Slate 04 3130








30x60 - 12"x24"  
NST 996N Muretto Mix Slate 04 3130



30x30 - 12"x12"  
NST 995N Mos. 5x5 Slate 10 3115

## Technical features

### Special pieces / Pezzi speciali / Pièces spéciales / Passende sonder formteile

Thickness 9 MM	Naturale		Naturale		Naturale		Naturale	
	01	670	01	676	01	676	15	230
 Ivory	NST G81K		NST G82K		NST G85K		NST B80K	
 Taupe	NST G41K		NST G42K		NST G45K		NST B40K	
 Light Grey	NST G11K		NST G12K		NST G15K		NST B10K	
 Dark Grey	NST G21K		NST G22K		NST G25K		NST B20K	
 Slate	NST G91K		NST G92K		NST G95K		NST B90K	

\*\* 6 delivery weeks / 6 settimane di consegna / 6 wochen lieferzeit / 6 semaines de livraison























Special trims 20 MM  
Info pag.320



Special trims  
20 MM

### Suggested grouts / Stucchi suggeriti / Joints suggérés / Empfohlene Fugenmörtel

	Kerakoll Grouts	Mapei Grouts	Laticrete Grouts
 Ivory	 KK 4	 103	 18
 Taupe	 KK 79	 123	 17
 Light Grey	 KK 6 + KK 8	 112	 78
 Dark Grey	 KK 8	 113	 42
 Slate	 KK 10	 119	 22

## Technical features

### Packaging and weights / Imballi e pesi / Emballages et poids / Verpackungen und gewichte

	pcs/box	m <sup>2</sup> /box	kg/box	box/pallet	m <sup>2</sup> /pallet	kg/pallet
<b>Thickness 9 MM</b>						
60x120	2	1,440	27,3 - MAX WEIGHT	35	50,400	956
30x120	3	1,080	20,2	50	54,000	1012
60x60	3	1,080	20,0	48	51,840	960
30x60	7	1,260	23,6	40	50,400	944
60x120 Struttura	2	1,440	27,3 - MAX WEIGHT	35	50,400	956
30x120 Struttura	3	1,080	20,2	50	54,000	1012
30x60 Struttura	7	1,260	23,6	40	50,400	944
<b>OutWalk<sup>20</sup> MM - Thickness 20 MM</b>						
60x180	1	1,080	46,8 - MAX WEIGHT	22	23,760	1030
60x120	1	0,720	31,4 - MAX WEIGHT	35	25,200	1099
60x60	2	0,720	31,0 - MAX WEIGHT	32	23,040	992
<b>OutWalk<sup>30</sup> MM - Thickness 30 MM</b>						
60x60	2	0,720	49,3 - MAX WEIGHT	22	15,840	1085

### Technical features / Dati tecnici / Caracteristiques techniques / Technische eigenschaften

UGL - EN 14411 - ISO 13006

SURFACE	DIN EN 16165 annex B	DIN EN 16165 annex A	BCR	ANSI DCOF	Deep Abrasion Resistance	MOHS	Recommended Use	Resistance to Staining	ANSI A 137.1
Naturale	R10	A+B	DRY > 0.40 WET > 0.40	WET ≥ 0.42	<175 mm <sup>3</sup>	≥ 5	4	5	
Cesello	R11	A+B	DRY > 0.40 WET > 0.40	WET ≥ 0.42	<175 mm <sup>3</sup>	≥ 5	4	5	
20 MM	R11	A+B+C	DRY > 0.40 WET > 0.40	WET ≥ 0.42	<130 mm <sup>3</sup>	≥ 8	5	5	V3
30 MM	R11	A+B+C	DRY > 0.40 WET > 0.40	WET ≥ 0.42	<130 mm <sup>3</sup>	≥ 8	5	5	



9 - 20 MM



30 MM

Use the QR CODE to download data sheets  
Utilizzare il QR CODE per scaricare le schede tecniche  
Veuillez utiliser le QR CODE pour télécharger les fiches techniques  
QR CODE benutzen um die technische datenblätter runter zu laden