



Thermae Verso

The Thermae Verso collection celebrates the timeless nobility of travertine, with four shades inspired by this limestone's authentic colours.

La collezione Thermae Verso rende omaggio alla nobiltà senza tempo del travertino, con quattro nuance ispirate agli autentici cromatismi di questa pietra calcarea.

La collection Thermae Verso rend hommage à la noblesse intemporelle du travertin, avec quatre nuances inspirées des couleurs authentiques de cette pierre calcaire.

Die Kollektion Thermae Verso ist eine Hommage an den zeitlos edel wirkenden Travertin, mit vier Farbnuancen, angelehnt an die authentischen Farbgebungen dieses Kalksteins.

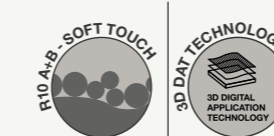
STONE LOOK

**Full body colour / Gres a impasto colorato
Rectified / Rettificato**

UGL - EN 14411 - ISO 13006



PRODUCT TECHNOLOGIES:



THICKNESS AND SURFACES:



NOVABELL ADVANCED SURFACES

3D DAT TECHNOLOGY HYPER-REALISTIC DETAILS THAT BRING MATTER TO LIFE.

DETTAGLI IPERREALISTICI CHE ANIMANO LA MATERIA.

DES DÉTAILS HYPERRÉALISTES QUI ANIMENT LA MATIÈRE.

UNGLAUBLICH NATURGETREU WIRKENDE DETAILS, DIE DIE MATERIE ZUM LEBEN ERWECKEN.

With 3D DAT technology, the surfaces of Thermae Verso take shape, characterised by **vibrant digitally created reliefs perfectly synchronised with colour application**. In Natural RIFT, three-dimensionality emerges with material intensity, while in the Honed RIFT version the brushing introduces a measured sheen that enhances the surface's micro-structure, delivering refined material authenticity.

Con la tecnologia 3D DAT prendono forma le superfici di Thermae Verso, caratterizzate da **vibranti rilievi realizzati digitalmente e perfettamente sincronizzati con l'applicazione cromatica**. In Natural RIFT la tridimensionalità emerge con intensità materica, mentre nella versione Honed RIFT la spazzolatura introduce una lucentezza misurata che valorizza la micro-struttura della superficie, restituendo un'autenticità materica raffinata.

Grâce à la technologie 3D DAT, les surfaces de Thermae Verso prennent forme, caractérisées par des **reliefs vibrants réalisés numériquement et parfaitement synchronisés avec l'application de la couleur**. Dans Natural RIFT, la tridimensionnalité s'exprime avec une intensité matérielle marquée, tandis que la version Honed RIFT introduit, grâce au brossage, une brillance mesurée qui met en valeur la micro-structure de la surface, offrant une authenticité matérielle raffinée.

Mit der 3D-DAT-Technologie entstehen die Oberflächen von Thermae Verso, gekennzeichnet durch **lebendige, digital erzeugte Reliefs, die perfekt auf den Farbauftrag abgestimmt sind**. Bei Natural RIFT tritt die Dreidimensionalität mit ausgeprägter Materialität hervor, während die Ausführung Honed RIFT durch die Bürstung einen zurückhaltenden Glanz erhält, der die Mikrostruktur der Oberfläche betont und eine verfeinerte materielle Authentizität vermittelt.





Wall: Travertino Light Natural Rift 60x120 | 3D Fluted Travertino Light 60x120
Floor: THERMAE Honey 60x120



Floor In: Travertino Classic 60x120
Floor Out: Travertino Classic 60x120 20 MM

Thermae Verso

Finishes: Natural Rift - Honed Rift - Antislip - OutWalk
Thickness: 6 - 9 - 12 - 20 MM



Travertino White 6 MM - 9 MM - 12 MM - 20 MM



Travertino Light 9 MM - 20 MM



Travertino Classic 6 MM - 9 MM - 12 MM - 20 MM



Travertino Walnut 9 MM - 20 MM

Sizes

Full body colour / Gres a impasto colorato
Rectified / Rettificato
UGL - EN 14411 - ISO 13006

12 - 6 - 9 MM THICKNESS:

	12 MM		6 MM		9 MM		Finishes: Natural Rift - Honed Rift - Antislip											
	Natural Rift		Natural Rift		Honed Rift		Naturale		Natural Rift		Honed Rift		Antislip		Natural Rift			
Thickness:	12 MM	6 MM	9 MM	Finishes:	NR	HR	A	NR	HR	A	NR	HR	A	NR	HR	A		
	162x324 63"x126" non rettificato	120x278 48"x109½" rettificato	Draw 120x278 48"x109½" rettificato	60x120 24"x48" rettificato										30x60 12"x24" rettificato				
	01	2010	01	1145	01	1170	01	1155	02	1085	02	1115	02	1085	07	1040		
Travertino White	TRV LA28	TRV LA18R	TRV LA18S	TRV LA38	TRV 82RT	TRV 82SR	-	TRV 86RT										
Travertino Light	-	-	-	-	TRV 72RT	TRV 72SR	TRV 72AS	TRV 76RT										
Travertino Classic	TRV LA26	TRV LA16R	TRV LA16S	TRV LA36	TRV 62RT	TRV 62SR	TRV 62AS	TRV 66RT										
Travertino Walnut	-	-	-	-	TRV 92RT	TRV 92SR	-	TRV 96RT										

20 MM THICKNESS:

	20 MM		OutWalk	
	Natural Rift		Honed Rift	
Thickness:	20 MM	OutWalk		
	60x120 24"x48" rettificato			
	01	1130		
Travertino White	TRV 862R			
Travertino Light	TRV 762R			
Travertino Classic	TRV 662R			
Travertino Walnut	TRV 962R			

INFO:

CATALOGUE:



CERTIFICATIONS:



PRODUCT TECHNOLOGIES:



3D Wall

Finishes: Natural Rift
Thickness: 9 MM

Struttura 3D Fluted Travertino White



60x120 - 24"x48"
TRV 85RT Struttura 3D Fluted Travertino White 02 1090

Struttura 3D Fluted Travertino Light



60x120 - 24"x48"
TRV 75RT Struttura 3D Fluted Travertino Light 02 1090

Struttura 3D Fluted Travertino Classic



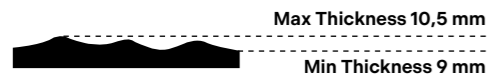
60x120 - 24"x48"
TRV 65RT Struttura 3D Fluted Travertino Classic 02 1090

Struttura 3D Fluted Travertino Walnut



60x120 - 24"x48"
TRV 95RT Struttura 3D Fluted Travertino Walnut 02 1090

3D wall



Thickness: 9 MM	
	60x120 24"x48" rettificato
	Naturale
	02 1090
	Travertino White TRV 85RT
	Travertino Light TRV 75RT
	Travertino Classic TRV 65RT
	Travertino Walnut TRV 95RT




Mosaic & decors

Finishes: Natural Rift - Honed Rift
Thickness: 9 MM



Travertino White



30x60 - 12"x24"
*TRV 886N Mattoncino T. White Natural Rift 04 3140



29x42 - 11 1/2"x16 1/2"
*TRV 888N Mini Brick T. White Natural Rift
TRV 888S Mini Brick T. White Honed Rift 06 3140 3160



30x30 - 12"x12"
*TRV 885N Mos. 5x5
Travertino White Natural Rift 10 3115

Travertino Light



30x60 - 12"x24"
*TRV 776N Mattoncino T. Light Natural Rift 04 3140



29x42 - 11 1/2"x16 1/2"
*TRV 778N Mini Brick T. Light Natural Rift
TRV 778S Mini Brick T. Light Honed Rift 06 3140 3160



30x30 - 12"x12"
*TRV 775N Mos. 5x5
Travertino Light Natural Rift 10 3115

Travertino Classic



30x60 - 12"x24"
*TRV 666N Mattoncino T. Classic Natural Rift 04 3140



29x42 - 11 1/2"x16 1/2"
*TRV 668N Mini Brick T. Classic Natural Rift
TRV 668S Mini Brick T. Classic Honed Rift 06 3140 3160



30x30 - 12"x12"
*TRV 665N Mos. 5x5
Travertino Classic Natural Rift 10 3115

Travertino Walnut



30x60 - 12"x24"
*TRV 996N Mattoncino T. Walnut Natural Rift 04 3140



29x42 - 11 1/2"x16 1/2"
*TRV 998N Mini Brick T. Walnut Natural Rift
TRV 998S Mini Brick T. Walnut Honed Rift 06 3140 3160



30x30 - 12"x12"
*TRV 995N Mos. 5x5
Travertino Walnut Natural Rift 10 3115


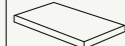

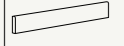






Wall: 3D Fluted Travertino White 60x120
Tub: Travertino White Natural Rift 120x278x0,6
Floor: Travertino White Natural Rift 60x120

Technical features










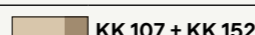


Thermae Verso

Special pieces / Pezzi speciali / Pièces spéciales / Passende sonder formteile

				
	Gradino Elle Rett. 33x120x4 ** 13"x48"x1 ^{9/16} "	Angolo DX Rett. 33x120x4 ** 13"x48"x1 ^{9/16} "	Angolo SX Rett. 33x120x4 ** 13"x48"x1 ^{9/16} "	Battiscopa 7x60 2 ^{3/4} "x24"
Thickness 9 MM	Natural Rift		Natural Rift	
	01 	670	01 	676
Travertino White	TRV G81K		TRV G82K	
Travertino Light	TRV G71K		TRV G72K	
Travertino Classic	TRV G61K		TRV G62K	
Travertino Walnut	TRV G91K		TRV G92K	
	Natural Rift		Natural Rift	
	01 		676	
	15 		230	
	TRV G85K		TRV B80K	
	TRV G75K		TRV B70K	
	TRV G65K		TRV B60K	
	TRV G95K		TRV B90K	

** 6 delivery weeks / 6 settimane di consegna / 6 wochen lieferzeit / 6 semaines de livraison

Suggested grouts / Stucchi suggeriti / Joints suggérés / Empfohlene Fugenmörtel

	Kerakoll Grouts	Mapei Grouts	Laticrete Grouts
Travertino White	 KK 76	 111	 90
Travertino Light	 KK 79	 130 + 103	 17
Travertino Classic	 KK 107 + KK 151	 132 + 137	 39
Travertino Walnut	 KK 107 + KK 152	 132 + 133	 56

Packaging and weights / Imballi e pesi / Emballages et poids / Verpackungen und gewichte

	pcs/box	m ² /box	kg/box	box/pallet	m ² /pallet	kg/pallet
Thickness 6 MM						
120x278*	1	3,336	47,0 - MAX WEIGHT	18	60,048	846
Thickness 12 MM						
162x324*	1	5,249	157,0 - MAX WEIGHT	20	104,976	3140
Thickness 9 MM						
60x120	2	1,440	27,3 - MAX WEIGHT	35	50,400	956
30x60	7	1,260	23,6	40	50,400	944
OutWalk 20 - Thickness 20 MM						
60x120	1	0,720	31,4 - MAX WEIGHT	35	25,200	1099

*Crate/Cassa info pag. 326

Technical features / Dati tecnici / Caracteristiques techniques / Technische eigenschappen

UGL - EN 14411 - ISO 13006

SURFACE	DIN EN 16165 annex B	DIN EN 16165 annex A	BS EN 16165 annex C	BCR	ANSI DCOF	Deep Abrasion Resistance	MOHS	Recommended Use	Resistance to Staining	ANSI A 137.1
Natural Rift 6 MM	R10	A+B	-	DRY > 0.40 WET > 0.40	WET ≥ 0.42	<175 mm ³	≥ 6	4	5	V3
Natural Rift 9 MM	R10	A+B	>36 wet slider 4S	DRY > 0.40 WET > 0.40	WET ≥ 0.42	<175 mm ³	≥ 6	4	5	
Honed Rift 6 MM	R9	A	-	DRY > 0.40 WET > 0.40	WET ≥ 0.42	<175 mm ³	≥ 5	4	5	
Honed Rift 9 MM	R9	A	>36 wet slider 4S	DRY > 0.40 WET > 0.40	WET ≥ 0.42	<175 mm ³	≥ 5	4	5	
Antislip	R11	A+B+C	>36 wet slider 4S	DRY > 0.40 WET > 0.40	WET ≥ 0.42	<175 mm ³	≥ 7	5	5	
20 MM	R11	A+B+C	>36 wet slider 4S	DRY > 0.40 WET > 0.40	WET ≥ 0.42	<130 mm ³	≥ 8	5	5	



6 - 9 - 20 MM



12 MM

Use the QR CODE to download data sheets
Utilizzare il QR CODE per scaricare le schede tecniche
Veuillez utiliser le QR CODE pour télécharger les fiches techniques
QR CODE benutzen um die technische datenblätter runter zu laden



Special trims 20 MM
Info pag.320



Special trims 20 MM